

Seventh Semester B.E. Degree Examination, July/August 2021 Control Engineering

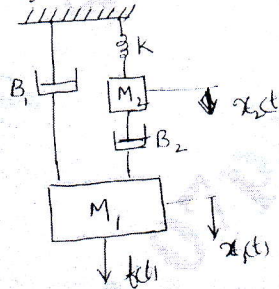
Time: 3 hrs.

Max. Marks: 100

Note: Answer any FIVE full questions.

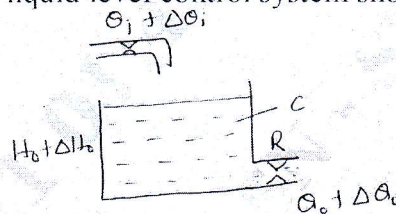
1. a. Define Control System. Explain with a schematic diagram working of manually operated closed loop control system. (10 Marks)
 b. Mention the comparisons of open loop and closed loop control system, with an example for each. (10 Marks)
2. a. Explain with a general block diagram the working of automatic control system. (10 Marks)
 b. What are controllers? Explain with block diagram PI and PID controllers. (10 Marks)
3. a. Draw the equivalent mechanical system and write the set of equilibrium equations and obtain force voltage analogy for the system shown in the Fig.Q.3(a). (12 Marks)

Fig.Q.3(a)



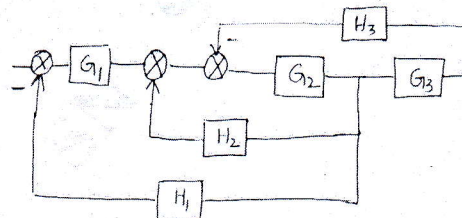
- b. Obtain the transfer function of liquid level control system shown in the Fig.Q.3(b). (08 Marks)

Fig.Q.3(b)



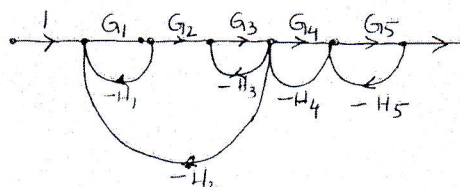
4. a. Derive the transfer function of the system shown in Fig.Q.4(a) using block diagram reduction technique. (10 Marks)

Fig.Q.4(a)



- b. Determine the overall transfer function of the signal flow graph shown in the Fig.Q.4(b) using Masons gain formula. (10 Marks)

Fig.Q.4(b)



Important Note : 1. On completing your answers, compulsorily draw diagonal cross lines on the remaining blank pages.
 2. Any revealing of identification, appeal to evaluator and /or equations written eg. 42.8.50, will be treated as malpractice.

- 5 a. A unity feedback control system is characterized by an open loop transfer function.
 $G(S) = \frac{10}{s^2 + 2s + 6}$, determine the following, when the system is subjected to a unit step input
 i) Undamped natural frequency ii) Damping ratio iii) Peak time iv) Settling time v) Peak overshoot. (10 Marks)
- b. By applying Routh's criterion discuss the stability of the closed loop system whose characteristic equation is
 $s^6 + 3s^5 + 4s^4 + 6s^3 + 5s^2 + 3s + 2 = 0$ (10 Marks)
- 6 Sketch the complete Root locus for the system having
 $G(s)H(s) = \frac{K}{s(s+3)(s^2 + 3s + 11.25)}$ and comment on stability. (20 Marks)
- 7 Draw the Bode plot for a system having $G(s)H(s) = \frac{100}{s(s+1)(s+2)}$. Find: i) Gain margin ii) Phase margin iii) Gain cross over frequency iv) Phase cross over frequency and comment on stability. (20 Marks)
- 8 a. Draw the polar plot and ascertain the nature of stability for system with open loop transfer function $G(s)H(s) = \frac{12}{(s+1)(s+2)(s+3)}$. (10 Marks)
- b. Draw the Nyquist plot for a system with open loop transfer function $G(s)H(s) = \frac{1}{s(1+2s)(1+s)}$ and comment on stability. (10 Marks)
- 9 a. Explain series and feedback compensation with block diagrams. (12 Marks)
- b. Explain controllability and observability with reference to control system. (08 Marks)
- 10 a. Explain the following terms:
 i) State ii) State variable iii) State vector iv) State space v) State equation. (10 Marks)
- b. Discuss lag compensator, sketch the bode plot of a lag compensator. (05 Marks)
- c. Discuss lead compensator, sketch the bode plot of lead compensator. (05 Marks)

* * * * *